








Hellman Wilderness Park and Sycamore Park
Whittier, California





Located in the Puente Hills, and owned by the Puente Hills Landfill Native Habitat Preservation Authority, Hellman Wilderness Park and Sycamore Canyon Park contain riparian, valley grassland, coastal sage scrub and walnut woodlands habitat. The parks are interconnected by a network of trails.

Directions to Sycamore Park: From the 605 Freeway, exit Rose Hills Road and head east. Turn right onto Workman Mill Road. The entrance to Sycamore Park will be on the left. No dogs are allowed here.

Directions to Hellman Wilderness Park: From the 605 Freeway, exit Rose Hills Road and head east. Turn right onto Workman Mill Road past Sycamore Park and head south onto Beverly Blvd. Turn left on Greenleaf Avenue. The entrance to Hellman Wilderness Park will be on your right. No bicycles allowed here.

Park Features

-  Hiking
-  Biking
-  Dogs on Leash
-  Parking Lot
-  Equestrian
-  City Views
-  Filming Location

-  Park Boundary
-  Trail
-  Minor Road
-  Major Road